



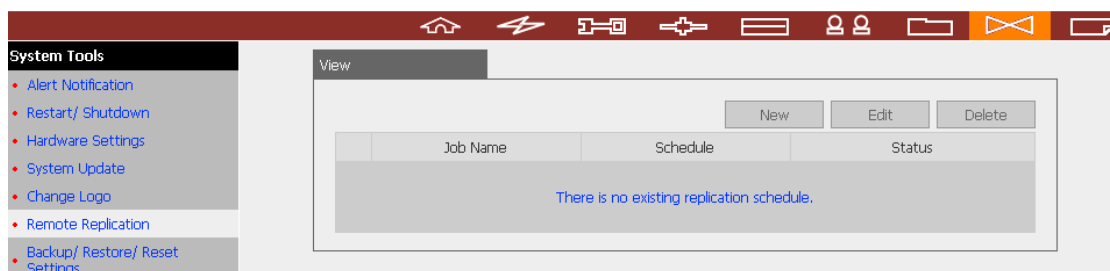
How to do the remote replication on FNS-5000B?

Remote Replication enables you to replicate files on FNS-5000B to another FNS-5000B.

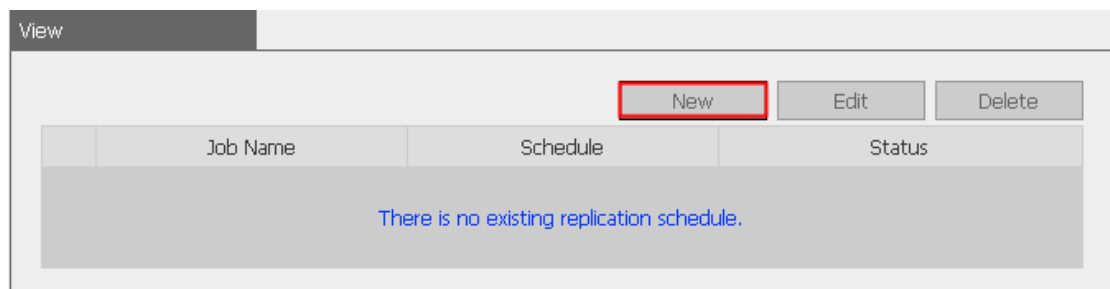
- Make sure a network share is created before creating a remote replication task
- FNS-5000B Remote Replication can only be done on the same model.

Remote Replication procedure

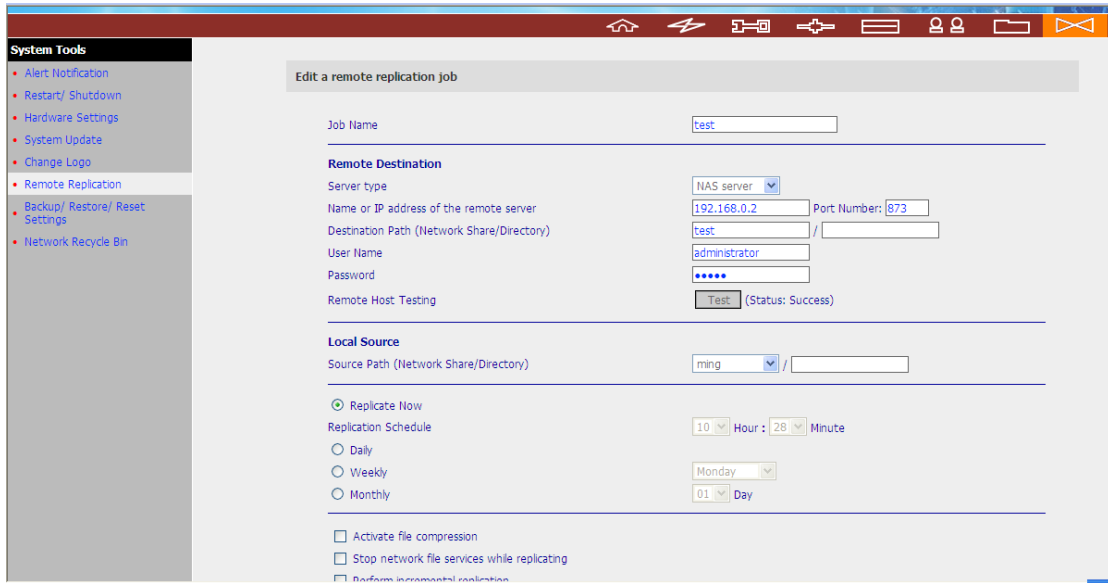
1. Login FNS-5000B and go to Remote Replication in System Tools.



2. Click New to enter the following page.



1. Fill in the remote server IP and destination path which you want to replicate the local file to.
2. Fill in the username and password of remote FNS-5000B
3. Select the source path of local file which you want to replicate.
4. You can choose replicate now or set the replication schedule.
5. Click OK.



3. The status will show finished when the replication is done.

