



IES-0840

4 x 802.3af + 4 FE Web Smart Switch -10 to 60C, DIN-rail

Quick Installation Guide

v1.00 - 1206

Overview

LevelOne IES-0840 Industry Ethernet Switch provides 4 PoE ports of 10/100Base-TX plus 4 ports of 10/100Base-TX Ethernet to enable high speed network at mission-critical environment. This device is designed to be mounted on an industry standard DIN-rail, plus the clearly visible status LEDs provide simple monitoring of port link activity.

Cost Effective

This device operates under -10 to 60 Celsius (-14 to 140 Fahrenheit) temperature that offers optimal suitability for industrial applications at low cost while maintaining all components built to withstand harsh environment applications without compromise reliability and stability.

Web Management

Web-based GUI management features implementation of Port-based VLAN, IEEE802.1p QoS, Prioritised DSCP, set up Admin Password with ease. Plus, the Power over Ethernet ports can be On / Off and limits the power budget remotely

Power over Ethernet

This switch is Power Sourcing Equipment (PSE), and it is fully complied with IEEE 802.3af PoE standard at maximum 15.4W power budget per port. It helps to save infrastructure wiring costs dramatically by eliminating electric wiring and less UPS needed.

IES-0840

Page 1

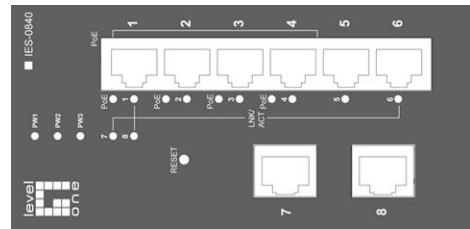
Features

- Meets EN61000-6-2 & EN61000-6-3 EMC Generic Standard Immunity for industrial environment.
- Manageable via Web browser interface.
- Supports IEEE802.3af Power over Ethernet (PoE) Power Sourcing Equipment (PSE).
- Supports 802.3/802.3u/802.3x. Auto-negotiation: 10/100Mbps, full/half-duplex; Auto MDI/MDIX.
- 100Base-FX: Multi mode SC or ST type; Single mode SC or ST type; WDM Single mode SC type.
- Supports 1024 MAC addresses. Provides 1M bits memory buffer.
- Alarms for power and port link failure by relay output.
- Power Supply: Redundant 48VDC Terminal Block power inputs and 48VDC DC JACK with 100-240VAC external power supply.
- Operating voltage and Max. current consumption: 1.5A @ 48VDC. Power consumption: 72W Max.
- -10°C to 60°C (14°F to 140°F) operating temperature range. Tested for functional operation @ -20°C to 70°C (-4°F to 158°F).
- Supports Din-Rail, Panel, or Rack Mounting installation.

Package Contents

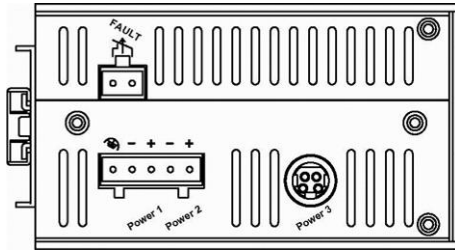
- IES-0840
- Quick Installation Guide
- CD User Manual

LED Status



LED	Status	Description
PW 1,2,3	Steady	Power On
	Off	Power Off
10/100Base-TX or 100Base-FX/BX		
LNK/ACT	Steady	Network connection is established
	Flashing	Transmitting or Receiving data
PoE	Steady	Power Device (PD) is connected
	Off	Power Device (PD) is disconnected

Power Input



Terminal Block	PW1	+	48VDC
		-	Power Ground
	PW2	+	48VDC
		-	Power Ground
			Earth Ground
		Relay Output	0.1A @ 24VDC

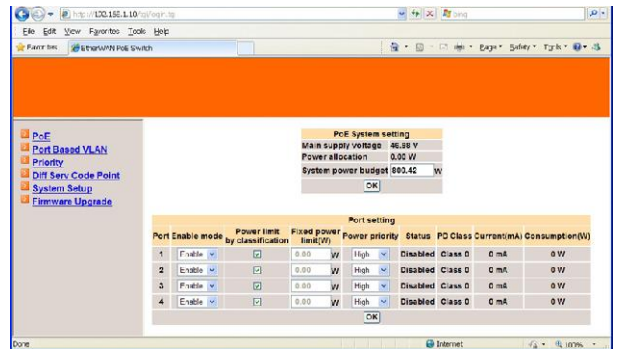
1. The relay contact opens if Power1 or Power2 falls
 2. The relay contact opens if the Port Link is broken (When Link Down Detection is enabled)

PW3: 48VDC DC Jack Input

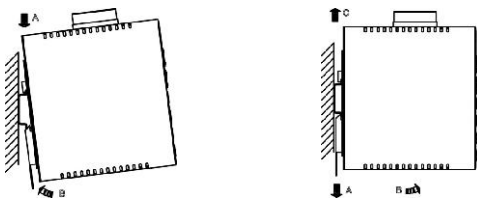
Web Configuration

Default

- IP address: **192.168.1.10**
- User Name: **admin**
- Password: [Blank]



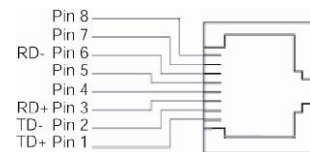
DIN Rail Mount



- **Assembly:** Place the switch on the DIN rail from above using the slot. Push the front of the switch toward the mounting surface until it audibly snaps into place
- **Start-up:** Connect the supply voltage to start up the switch via the terminal block (or DC JACK)
- **Dismantling:** Pull out the lower edge and then remove the switch from the DIN rail.

10/100Base-TX Connector

The following lists the pin-out of 10/100Base-TX ports.



Pin	PoE Port (1 to 4)	Standard Port (5)
1	Output Transmit Data +	Input Receive Data +
2	Output Transmit Data -	Input Receive Data -
3	Input Receive Data +	Output Transmit Data +
4	Positive (VCC+)	NC
5	Positive (VCC+)	NC
6	Input Receive Data -	Output Transmit Data -
7	Negative (VCC-)	NC
8	Negative (VCC-)	NC