



Infinity

IES-0521

4 x 802.3af + 1 FE Unmanaged Switch -40 to 75C, Desktop

Quick Installation Guide

v1.00 - 1206

Overview

LevelOne IES-0521 Industry Ethernet Switch provides 4 PoE ports of 10/100Base-TX plus 1 ports of 10/100Base-TX Ethernet to enable high speed network at mission-critical environment. The compact metal housing is designed for desktop space saving, plus the clearly visible status LEDs provide simple monitoring of port link activity.

High Reliability

All components are built to withstand harsh environment applications without compromise where humidity, temperature variation and even shock vibration are concerns, including Electric & Utility, Critical Infrastructure, Transportation and Surveillance Security. This device operates under -40 to 75 Celsius (-40 to 167 Fahrenheit) temperature.

Redundancy

This redundant power system is designed to meet the challenge of power failure to ensure reliability and constant availability. Single power design works fine in non-critical network applications, but it falls short drastically for network applications in transportation, automate production or banking.

IES-0521

Page 1

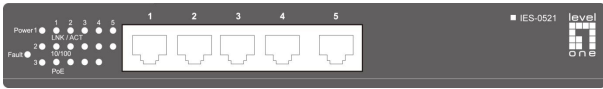
Features

- Meets NEMA TS1 & TS2 Environmental requirements: temperature, shock, and vibration for traffic control equipment.
- Meets EN61000-6-2 & EN61000-6-4 EMC Generic Standard Immunity for industrial environment.
- Supports IEEE802.3af Power over Ethernet (PoE) Power Sourcing Equipment (PSE).
- Supports IEEE802.3/802.3u/802.3x. Auto-negotiation: 10/100Mbps, Full/Half-duplex, Auto-Negotiation, Auto MDI/MDIX.
- 100Base-FX: Multi/Single mode SC or ST type, 100Base-BX: WDM Multi/Single mode SC type.
- Supports 1024 MAC addresses. Provides 512K bits buffer memory.
- Alarms for power and port link failure by relay output.
- Power Supplies: Redundant 48VDC Terminal Block power inputs and 48VDC DC JACK with optional 100-240VAC external power supply.
- Operating voltage and Max. current consumption: 1.5A @ 48VDC. Power consumption: 72W Max
- -40°C to 75°C (-40°F to 167°F) operating temperature range.
- Tested for functional operation @ -40°C to 85°C (-40°F to 185°F)
- Supports Desktop installation

Package Contents

- IES-0521
- Quick Installation Guide

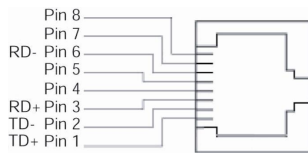
LED Status



LED	Status	Description
PW 1,2,3	Steady	Power On
	Off	Power Off
Fault		
FAULT	Steady	Redundant power is failed or not being used
	Off	<ul style="list-style-type: none"> Redundant power is active Port failure is not occurred
10/100Base-TX or 100Base-FX/BX		
LNK/ACT	Steady	Networking connection is established
	Flashing	Transmitting or Receiving data
10/100	Steady	Connection at 100Mbps speed
	Off	Connection at 10Mbps speed

10/100Base-TX Connector

The following lists the pin-out of 10/100Base-TX ports.



Pin	PoE Port (1 to 4)	Standard Port (5)
1	Output Transmit Data +	Input Receive Data +
2	Output Transmit Data -	Input Receive Data -
3	Input Receive Data +	Output Transmit Data +
4	Positive (VCC+)	NC
5	Positive (VCC+)	NC
6	Input Receive Data -	Output Transmit Data -
7	Negative (VCC-)	NC
8	Negative (VCC-)	NC

Power Input

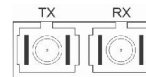


Terminal Block	PW1	+	48VDC
		-	Power Ground
	PW2	+	48VDC
		-	Power Ground
		⊕	Earth Ground
	⚡	Relay Output	1A @ 24VDC

1. The relay contact opens if Power1 or Power2 falls
 2. The relay contact opens if the Port Link is broken (When Link Down Detection is enabled)

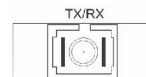
PW3: 48VDC DC Jack Input

100Base-FX Connection



The Tx (transmit) port of device I is connected to the Rx (receive) port of device II, and the Rx (receive) port of device I to the Tx (transmit) port of device II.

WDM 100Base-BX Connection



Only one optical fiber is required to transmit and receive data