



Infinity

## IEC-1300

10/100 Industrial Media Converter w/ 30W PoE PSE

SC MM 2KM -10 to 60C

### Quick Installation Guide

v1.00 - 1209

## Overview

LevelOne IEC-1300 is an industrial Fast Ethernet media converter with IP30 ingress protection case. This converter is designed to be mounted on an industrial standard DIN-rail, plus the clearly visible status LEDs provide simple monitoring of port link activity.

### Power over Ethernet

This switch is Power Sourcing Equipment (PSE), and it is fully compliant with IEEE 802.3at PoE standard at maximum 30W power budget per port. It helps to save infrastructure wiring costs dramatically by eliminating electric wiring and less UPS needed. Also, it is compatible with IEEE802.3af standard PD devices.

### Cost Effective

This device operates under -10 to 60 Celsius (-14 to 140 Fahrenheit) temperature that offers optimal suitability for industrial applications at low cost while maintaining all components built to withstand harsh environment applications without compromise reliability and stability.

### Plug & Play

This Industrial Media Converter is designed for the demanding industrial environments at businesses in need of instant connectivity with no setup or configure required, truly plug and play.

IEC-1300

Page 1

## Features

- Provides 1-port 10/100Base-TX plus 1-port 100Base-FX
- 100Base-FX Multimode fibre for the link up to 2 kilometres
- IEEE802.3af/at PoE PSE with 30W power budget
- 10/100Mbps Full/Half duplex, Auto-negotiation, Auto-MDI/MDIX
- Complies with IEC61000-6-2 EMC Generic standard immunity for industrial environment
- 228K bits buffer memory
- -10°C to 60°C (-14°F to 140°F) operating temperature
- Supports DIN-rail mounting installation

## Package Contents

- IEC-1300
- Quick Installation Guide

IEC-1300

Page 2

## LED Status

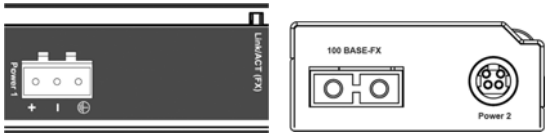


LED	Status	Description
Power 1, 2	Steady	Power On
	Off	Power Off
PoE	Steady	Power Device (PD) is connected
	Off	Power Device (PD) is disconnected
Link/ACT	Steady	Network connection is established
	Flashing	Transmitting or Receiving data
	Off	No connection occurred

IEC-1300

Page 3

# Power Input



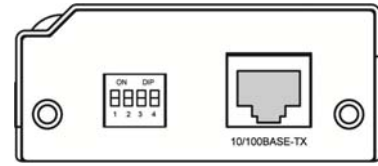
Terminal Block	Power 1	+	48-52VDC (15.4W) or 52-57VDC (30W)
		-	Power Ground
		⊕	<b>Earth Ground</b>

DC Jack	Power 2	48-52VDC (15.4W) or 52-57VDC (30W)
---------	---------	---------------------------------------

**Note**

Both Terminal and DC Jack power inputs can be used to power up this Industrial PoE Media Converter. Redundant power supplies function is supported.

# DIP Switch

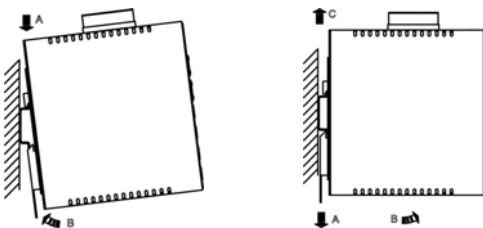


DIP	On	Off
1	Enable Force mode for TX port	Enable Auto mode for TX port
2	Force to 10Mbps on TX port	Auto 10/100Mbps on TX port
3	Half Duplex on TX port	Full Duplex on TX port
4	LFPT is enabled	LFPT is disabled

**Note:**

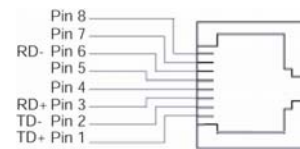
- **LFPT:** Link Forward Pass Through
- Disconnect the power before change the DIP switch settings

# DIN Rail Mount



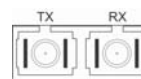
- **Assembly:** Place the switch on the DIN rail from above using the slot. Push the front of the switch toward the mounting surface until it audibly snaps into place
- **Start-up:** Connect the supply voltage to start up the switch via the terminal block (or DC JACK)
- **Dismantling:** Pull out the lower edge and then remove the switch from the DIN rail.

# 10/100Base-TX Connector



Pin	Standard Port	Uplink Port
1	Output Transmit Data +	Input Receive Data +
2	Output Transmit Data -	Input Receive Data -
3	Input Receive Data +	Output Transmit Data +
4	NC	NC
5	NC	NC
6	Input Receive Data -	Output Transmit Data -
7	NC	NC
8	NC	NC

# 100Base-FX Connection



The Tx (transmit) port of device I is connected to the Rx (receive) port of device II, and the Rx (receive) port of device I to the Tx (transmit) port of device II.